



CERTIFICATE FOR ENERGY AUDIT

Certificate Number: PSQC 9662

This is to certify that, we have conducted an **ENERGY AUDIT** in **SREE NARAYANA NURSING COLLEGE, Stonehousepet, Nellore - 524002** on 06/05/2024 & 07/05/2024. The Audit team has identified 07 Energy Conservation Proposals (ENCONs) and summary of the energy audit is given below.

Environmental system: CO₂ Balance sheet (2023-2024)

Description/Year	2023-2024		
Annual Electricity Consumption (kWh)	42223 kWh		
Annual LPG consumption (kg)	13608 kg		
Summary of Energy Conservation (ENCON) Proposals			
Description	Parameters		
	Present	After	Savings
Annual Energy Consumption	42223 kWh + 13608 Kg of LPG	38000 kWh + 12247 kg of LPG	4222 kWh + 1361 kg of LPG
Annual Energy Cost	Rs. 19.99 lakhs	Rs. 17.98 lakhs	2.01 lakhs
Simple Payback Period	-	-	1.5 years

Equipment's/Systems Audited

Electrical System	Thermal System
All major electrical equipment's	Inverter, UPS and battery system
Electrical Distribution system	Diesel, generators, pumps and motors
Lightings, Fans and Air conditioning system	LPG for cooking application
Solar System	

The detailed environmental aspects & impacts are presented in the Audit Report.

Authorized Auditor

G. ARIVARASAN

BEE Certified Energy Auditor (EA-21875)

Lead Auditor – ISO 14001, EMS

P S QUALITY CERTIFICATION PVT. LTD.

(Consultancy – Accreditation & Certification) Auditing & Training

E-mail: info@psqualitycertifications.com

Web Site: www.psqualitycertifications.com

CIN: U74999TN2020PTC138625


SREE NARAYANA NURSING COLLEGE

Chinthareddypalem,
NELLORE-524 002



CERTIFICATE FOR ENVIRONMENTAL AUDIT

Certificate Number: PSQC 9663

This is to certify that, we have conducted an **ENVIRONMENTAL AUDIT SREE NARAYANA NURSING COLLEGE, Stonehousepet, Nellore - 524002** on 06/05/2024 & 07/05/2024. This Audit highlights the energy balance sheet indicating various energy carriers associated with the regular activities of the institution and their CO₂ mapping.

Environmental system: CO₂ Balance sheet (2023-2024)

S.No	Energy Consumption & CO ₂ Emission			CO ₂ Neutralization		
	Description	Annual Usage	CO ₂ Emission (Tons/Annum)	Description	Annual Usage	CO ₂ Emission (Tons/Annum)
1	Electrical Energy	42223 kWh	34.62	Matured Trees	306 Nos	6.67
2	Diesel	1896 Liters	5.01			
3	LPG Consumption	13608 kg	40.82			
4	Total Emission		80.45	Total Neutralized		6.67
Balance CO ₂ to be Neutralized				73.78 Tons/Annum ¹		
CO ₂ Accountability for SNNC Campus				534.43 Tons/Annum ¹		
(Calculated based on the weighted average of total strength of students, teaching and technical staff = 414)						

System Audited

Electricity Consumption	Usage of Chemicals, Salts, Acids & Cleaning Agents
Diesel Consumption (Transport + DG)	RO Plant and Water distribution system
LPG Consumption	STP and waste water utilization
Solid and E-waste Handling & Management	

The detailed environmental aspects & impacts are presented in the Audit Report.

Authorized Auditor

G. ARIVARASAN

BEE Certified Energy Auditor (EA-21875)

Lead Auditor – ISO 14001, EMS

P S QUALITY CERTIFICATION PVT. LTD.

(Consultancy – Accreditation & Certification) Auditing & Training

E-mail: info@psqualitycertifications.com

Web Site: www.psqualitycertifications.com

CIN: U74999TN2020PTC138625

Principal
SREE NARAYANA NURSING COLLEGE
Chinthareddypalem,
NELLORE-524 002



CERTIFICATE FOR GREEN AUDIT

Certificate Number: PSQC 9661

This is to certify that, we have conducted a **GREEN AUDIT** in **SREE NARAYANA NURSING COLLEGE, Stonehousepet, Nellore - 524002** on 06/05/2024 & 07/05/2024. The Audit investigates the following activities.

1. Coverage of matured trees (nearly 306 trees available in the college campus)
2. Implemented many flowers, shrubs and indoor plants
3. Assessment of RO plant and water distribution network
4. Analysis of waste water treatment in STP and treated water utilization
5. Evaluation of solid and E-waste management system
6. Solar energy systems for regular activities
7. Plan for implementing solar water heating system in hostel area to pre-heat the water
8. Identification of expansion of green coverage for planting more trees
9. Survey on Bio-diversity and plan for improvement of Birds, Reptile and Amphibian

The detailed campus Greenery Coverage and initiatives are presented in the Audit Report.

Authorized Auditor

G. ARIVARASAN

BEE Certified Energy Auditor (EA-21875)

Lead Auditor – ISO 14001, EMS

P S QUALITY CERTIFICATION PVT. LTD.

(Consultancy – Accreditation & Certification) Auditing & Training

E-mail: info@psqualitycertifications.com

Web Site: www.psqualitycertifications.com

CIN: U74999TN2020PTC138625

Principal

SREE NARAYANA NURSING COLLEGE
Chinthareddypalem,
NELLORE-524 002

ENERGY, ENVIRONMENT & GREEN AUDIT REPORT



DETAILS OF THE CLIENT
SREE NARAYANA NURSING COLLEGE

STONEHOUSE (PO), CHINTHAREDDY PALEM
SPSR NELLORE, ANDHRAPRADESH
INDIA - 524003



DATE OF AUDIT

06 & 07 May 2024


(Audited and Accounted for the period of 2023-24)

AUDIT CONDUCTED AND SUBMITTED BY

P S QUALITY CERTIFICATION PVT LTD

No.20, 1st Floor, Old bank of Baroda Street, Ambattur, Tamil Nadu 600 053.

Mobile: +91- 81240 88335


Principal
SREE NARAYANA NURSING COLLEGE
Chinthareddypalem,
NELLORE-524 002

ACKNOWLEDGEMENT

P S QUALITY CERTIFICATION PVT LTD, New # 20, Old # 12, I Floor, Old Bank of Baroda Street, Ambattur, Tamil Nadu 600 053 is thankful to the Management, Principal, Faculty and Technical team members of **SREE NARAYANA NURSING COLLEGE**, Stonehouse (PO), Chinthareddy palem, SPSR Nellore Andhrapradesh, INDIA - 524 003 for providing an opportunity to conduct a detailed Energy, Environment and Green Audit process for the college premises.

It is our great pleasure, which must be recorded here that the management of **SREE NARAYANA NURSING COLLEGE** extended all possible support and assistance resulting in expeditious completion of the audit process. The audit team appreciates the cooperation and guidance extended during course of site visit and measurements. We are also thankful to all those who gave us the necessary inputs and information to carry out this very vital exercise of green audit.

Finally, we offer our sincere thanks to all the members in the engineering division/ technical/non-technical and office members who were directly and indirectly involved with us during collection of data and conducting field measurements.

<i>Management Team Members</i>	
Sri Puneet Kothapa	Chairman
Dr. Irala Venkata Mamatha	Principal
Mrs. Kalpana Boddu	IQAC Coordinator

<i>Audit Team Members</i>	
DR. G. ARIVARASAN	BEE Certified Energy Auditor (EA-21875) Lead Auditor - ISO 14001, EMS
DR. K. SATHYANARAYANAN	Executive Director IRCA Registered Lead Auditor IRCA No: 73114

ENERGY, ENVIRONMENT & GREEN AUDIT REPORT

1. INTRODUCTION TO ENERGY-ENVIRONMENT-GREEN AUDIT

A Thing which Burns Never Returns....



Principal

SREE NARAYANA NURSING COLLEGE
Chinthareddypalem,
NELLORE-524 002

1.1 : Preface about the Institution:

SREE NARAYANA COLLEGE OF NURSING, Nellore was established by Narayana Educational Society in the year 2006 which offers four-year undergraduate degree course leading to B.Sc., Nursing and PBBSC nursing 2ydc. The courses are affiliated to Dr. NTR and Dr.YSR University of Health Sciences and recognized by Indian Nursing Council.

The college offers world class infrastructure, unparalleled technical expertise, a diligent faculty and above all a stimulating environment for students to pursue their studies and acquire hands-on training under the guidance of senior faculties of nursing and at Narayana Super Specialty Centre.

At **SREE NARAYANA NURSING COLLEGE**, nursing students are provided comprehensive education, both theoretical and practical, designed to sharpen critical thinking skills, stimulate scientific inquiry, develop effective practice and cultivate qualities of compassion and caring, fully integrating theoretical learning with clinical experiences within a caring environment. The healthcare delivery system demands sophisticated, competent professionals with a background that enables them to work in varied settings.

1.2 : Vision:

To develop a comprehensive goal for enhancement of nursing education and practice through effective teaching and learning methods, by using advanced technology and innovative research approaches to revolutionize nursing care on global perspectives.

1.3 : Mission Statement:

- To foster the holistic development of nursing students and ensure to deliver high-quality patient care with integration of academic, extracurricular, and co-curricular activities with advanced teaching and learning methods.
- To encourage participation in professional activities and student chapters to foster networking, leadership and team work.
- To build a nurturing environment that supports the overall growth of nursing students, in their career and deliver quality patient services and as well as part of societal upliftment.

1.4 : Programs Offered:

UG Programs	
B.Sc. Nursing	
Post Basic B.Sc. Nursing	

1.5 : Major Activities in the Institution:



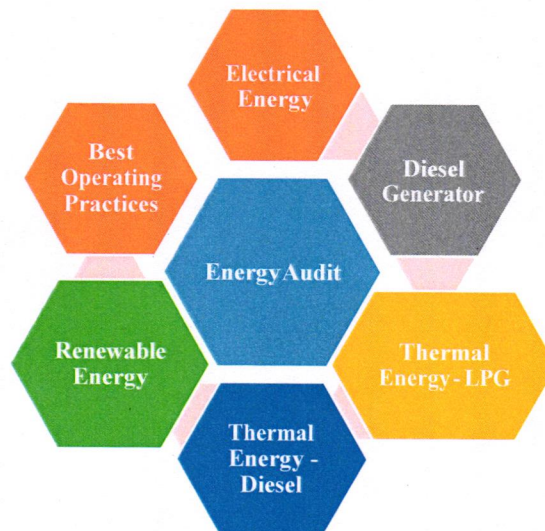
1.6 : Scope of the Audit Process:

- **Energy Audit:** Conduct a detailed energy audit in the college campus with the main focus to identify judicious usage of electrical and thermal energy (where, when, why and how energy is being utilized).
- To ascertain the best practices to be followed in energy conservation, energy management, recommended safety measures and continuous energy monitoring system.
- **Environmental Audit:** Identification of history of activities, present environmental practices followed, monitoring records and known sources of environmental issues inside the college.
- Adoption of natural resources as input (such as energy and water), processing and utilization and generation of wastes (including hazardous and toxic)
- Handling and storage of all types of wastes (Solid, liquid and grousers), transportation of waste from source to yard, reuse and recycling possibilities, storage mechanism and effective disposal.
- Measurement of effectives of pollution control (air, water and soil pollution), maintenance logs, emission test reports and routine analytical reports.
- Providing constant awareness to all stakeholders on Environment impacts, risk analysis and Ecology.
- **Green Audit:** Assessment on Campus greenery in terms of matured trees, flowing shrubs, bushes, medical plants, adoption of green energy generation and utilization, reduction of CO₂ due to green energy system and identification of possible implementation and enhancement of current greenery practices.

1.7 : Outcomes of the Audit Process:

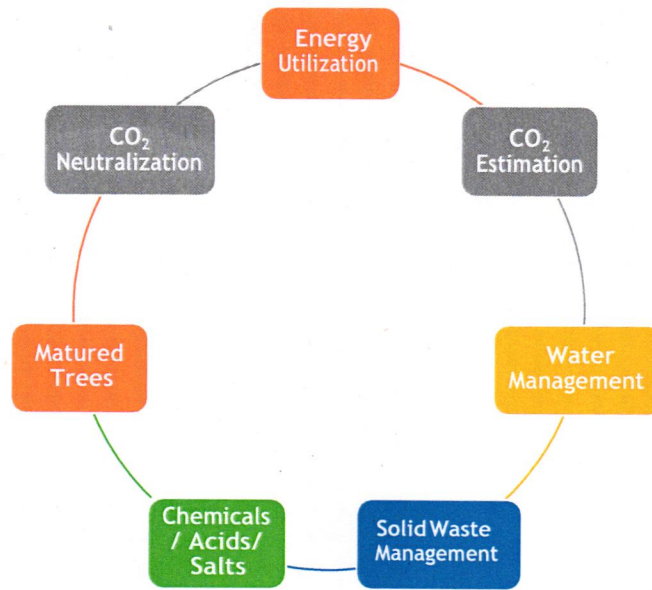
- Recommendations based on field measurement with achievable **Energy Conservation (ENCON)** proposals under **No cost/Low cost and Cost investment categories**.
- **Minimization of present energy cost** by adjusting and optimizing energy usage and reduction of energy wastage without affecting the regular activities.
- Determination of operating efficiency of each electrical system (more specifically on individual machines), comparison of design values and to identify feasible technical ways to improve it further in a cost-effective manner.
- Formation of methodology for long-term road map for energy savings and continuous improvements.
- Use as a basis for the development of environmental management policies or efforts to improve the existing plants.
- Identification of possible cost and energy saving from energy conservation, waste reduction, reuse and recycling.
- Development of rule-based system to become a sustainable environment inside the college campus and nurture the importance of less energy and less environmental impacts.
- Formation of methodology for long term road map for maintaining green environment within the campus and encourage the stakeholders for continuous improvements.

1.8 : Coverage in Energy Audit Process:



Principal
SREE NARAYANA NURSING COLLEGE
Chinthareddypalem,
NELLORE-524 002

1.9 : Focus Areas in the Environment & Green Audit Process:



1.10 : List of Members Involved in Audit Process & Data Collection:

S. No.	Faculty Name
1.	Mrs. VEERAMGARI ROOPASARITHAREDDY
2.	Mrs. DINDU SAI DHARANIJA
3.	Mrs. VINODINI CHUKKA
4.	Mrs. A.SHABNAM
5.	Mrs. JUPUDI ANUSHA
6.	Ms. KANIMELA DEEPA


Principal
SBEE NARAYANA NURSING COLLEGE
Chinthareddypalem,
NELLORE-524 002

ENERGY, ENVIRONMENT & GREEN AUDIT REPORT

PART-A: ENERGY AUDIT REPORT

2. EXECUTIVE SUMMARY

Leaks Make your Future Bleak....



Principal

SREE NARAYANA NURSING COLLEGE
8 Chinthareddypalem,
NELLORE-524 002

EXECUTIVE SUMMARY

Electrical and Thermal Energy Analysis:

A detailed audit was conducted in **SREE NARAYANA NURSING COLLEGE**, Stonehouse (PO), Chinthareddy palem, SPSR Nellore, Andhrapradesh, INDIA – 524 003, and the audit team has come out with 6 Energy Conservation Proposals (ENCONs) and the summary of all the ENCONs are given below:

Summary of Energy Conversion (ENCON) Proposals		
S. No.	Description	Parameters
1.	Present Annual Energy Consumption	42223 kWh
2.	Present Annual Energy Cost	5.07 lakhs
3.	Proposed % of Energy Savings	10% Electrical
4.	Proposed Annual Energy Savings	4222 kWh
5.	Proposed Financial Savings	0.51 lakhs
6.	Simple Payback Period	1.5 years

(* Audited and Accounted for Apr - 2023 to March - 2024)

Equipment's/Systems Audited:

<ul style="list-style-type: none">• Electrical System & Network• Lighting, Fan & Air Conditioning System• Solar system	<ul style="list-style-type: none">• Diesel generators, pumps and motors• Inverter, UPS and Battery System
--	--

Audit Conducted, Compiled and Verified by,



(Dr. G. ARIVARASAN)

BEE Certified Energy Auditor (EA-21875)

Lead Auditor - ISO 14001, EMS

9



Principal
SREE NARAYANA NURSING COLLEGE
Chinthareddypalem,
NELLORE-524 002

Table-1: POSSIBLE ENERGY CONSERVATION PROPOSALS (ENCONS)

S. No.	Proposed Energy Conservation Measures	% Saving & Source	Remarks
1.	Reduction of kVA Demand and Active Power Consumption using Load End Capacitor Compensation	0.5 % on Total Consumption	Shift some of existing capacitors from PH and to load end
2.	Reduction of Energy Consumption in AC Compressors using Mist Pre-Cooler	10 % on HVAC	Try with low TR unitary AC and ensure energy and financial savings
3.	Replacement of Fluorescent Lamps with Energy Efficient Lamps (Swap FTL to LED Lamps)	50 % of FTL Consumption	Prepare the list of conventional FTL (of 36 W) and replace with LED of 18 W (one to one)
4.	Replacement of Existing Convention Ceiling Fans into EC - BLDC Fans	50 % of Fan Consumption	Replace the conventional ceiling fans with BLDC in a phased manner
5.	Preheat the boiling water using Solar thermal hot water system	5 % of LPG system	Try with a minimum Litre per day solar hot water generation (increasing water temperature from ambient to nearly 70 °C). Payback is less than 2 years.
6.	Expansion of Roof Top Solar Photovoltaic Power Plant (SPP) and Reduction in kWh Billing	50 kW roof top solar PV system	50 kW capacity of SPP roughly generates 200 to 250 units per day and generates nearly 64,000 to 80,000 units per Annum (considering 320 working days).

ENCON-I:

- In general, the college type loads are having wide variation especially i) during day & night time, ii) week days to weekend and iii) college working days and holidays. For this type of loads, it is highly recommended to connect the FC at the load end distribution panels and dedicated APFC must be fixed and function at the transformer end to maintain the PF close to unity.
- All the individual motor loads above 5 HP to be load end compensated with PF compensating capacitor along with isolation MCB for the capacitor at the motor end or at its motor panel end.

ENCON-II:

- It is recommended to install the mist cooling system in higher power and continuous running AC system and ascertain the performance (especially CoP).
- Implement the mist pre-cooler system and coupling of water mist with condenser reduces the compressor power up to 25%. The application of water mist condenser, inlet air pre-cooling could decrease the Specific Energy Consumption (SEC).
- Install a kWh meter, observe the result before and after the installation and ensure the specific power consumption. Compare the results and ensure the saving.

ENCON-III:

- In a phased manner, the college administration has to replace the FTL to LED of 18 W (20 W with choke) of branded round LED tube fitting without Blue Tinge.
- Retrofit a Surge Protection Device (SPD) at the lighting DB incoming so as to avoid failures in lighting due to micro second duration transients.
- Visual tasking is important aspect of productivity and we must give steady level of lighting.
- Improve data management: Energy management and other asset management tasks will be simplified if records of lamp and luminaries types are kept up to date.

ENCON-IV:

- Recommended to replace the existing conventional fans into EC-BLDC fans in a phased manner and ensure good energy saving.
- Further implementation of EE fans not only saves the kWh; but also saves kVA demand. A conventional fan draws nearly 100 VA, whereas the EE fan draws only 40 VA.

ENCON-V:

- The hybrid PTC model produces steam (assumed as saturated at 5-bar pressure) + hot water system.
- A steam separator inbuilt in the system separates the steam and the hot water is either taken separately through pipe system or stored in a hot water tank (later taken for application).

ENCON-VI:

- All the electricity consumers (irrespective of their tariff structure) are eligible to install SPP in their roofing; start generating power and being fully utilized by the consumer (connecting the inverter output to any of the SSB or in the MV panel).
- Installation of renewable energy based power generation might be mandatory in future (as per the government policies). Some bankers are now insisting that the customer has to install renewable energy system to reduce their carbon footprint.
- Further, during the environment assessment; power generation from the solar plant is being utilized to neutralize the CO₂ emission. Hence, it will be value added utility for the college.

ENERGY, ENVIRONMENT & GREEN AUDIT REPORT

PART-A: ENERGY AUDIT REPORT

3. STUDY ON ENERGY CONSUMPTION & GENERATION PATTERN

Take Control of your Energy Bills....



3.1: Energy Consumption Pattern (Electrical and Thermal):

S. No.	Description	Details	
Electrical Energy (Consumption)			
1.	Name of the customer (As per the utility bill)	Narayana Medical College	
2.	Type of Utility Supply, Service No.& Tariff	LT - C Rs. 12.00/- per unit 33 KUHT 2 A 1 NLR 229 KUAH 410/- KVA - 475	
3.	Energy Suppliers	Andhra Pradesh Southern Power Distribution Company Limited	
4.	Permitted Demand (PD)	LT - C 1500 KVA	
5.	Capacity of Diesel Generator (DG) Sets	-	
		All are air-cooling. Internal fuel tank & separate earthing done	
6.	Annual Electricity Generation from DG (kWh)	416 kWh	
7.	Annual Diesel Consumption for DG (L)	1896 Litres	
8.	Types of Thermal Energy Used	Diesel (Ordinary)	Transport + DG
9.	Nature and capacity	Roof top solar PV plant 10 kvA	
General Loads (Both Electrical and Thermal)			
10.	Lighting System	Indoor lighting: Conversion of Florescent Tube Light (FTL) into LED in a phased manner	
		Outdoor lighting: All the street lightings are LED based energy efficient lamps.	



11.	Fan Loads (Ceiling)	<ul style="list-style-type: none"> All the ceiling fans are conventional fans.
12.	HVAC System	<ul style="list-style-type: none"> Unitary air-conditioning system installed in the required places. Most of the AC units are BEE star rated and the outdoor units are mostly placed in shade. A welcome step in the energy conservation is; all the air-conditioned rooms are set with 24° C as room temperature as per BEE norms.
13.	Motors and Pump loads	<ul style="list-style-type: none"> Mainly used for water distribution, purification, waste water treatment. Small motors used in kitchen equipment' s.
14.	Uninterrupted Power System (UPS)	<ul style="list-style-type: none"> All the computers, server, surveillance system, projectors, telephonic units are connected with UPS with nominal back up time of 15 - 30 min.

Table-2: Annual Consumption of Electrical & Thermal Energy Parameters (2023-24)

S. No.	Month	Units Consumed (kWh)	Diesel Consumed (Litres)
			Transport
1.	Apr-23	5969	158
2.	May-23	5748	158
3.	Jun-23	5995	158
4.	Jul-23	2029	158
5.	Aug-23	1791	158
6.	Sep-23	1758	158
7.	Oct-23	2357	158
8.	Nov-23	1765	158
9.	Dec-23	2297	158
10.	Jan-24	1789	158
11.	Feb-24	5541	158
12.	Mar-24	5184	158
Average		3518.35	158
Total		42223	1896


 Principal
SREE NARAYANA NURSING COLLEGE
 Chinthareddypalem,
 NELLORE-524 002

ENERGY, ENVIRONMENT & GREEN AUDIT REPORT

PART-B: ENVIRONMENT & GREEN AUDIT REPORT

4. ESTIMATION OF CO₂ EMISSION AND NEUTRALIZATION (ELECTRICITY, DIESEL)

Reduce, Reuse, Recycle



4.1: Assessment of Annual Energy Usage:

Table-3 shows the types of energy carriers used for their regular operation in the college campus along with application area and their source.

Table-3: Energy Carriers, Application area and their sources used for College Operation

S. No.	Type of Energy Carrier	Application Area	Source of Procurement
1.	Electricity	Powering to all electrical / electronic / HVAC equipment's	From authorized distributor
2.	Diesel	Transport vehicles and Diesel Generator (Captive Generation)	From authorized distributor
3.	Matured Trees	The college has nearly 308 no's of varieties of matured trees with more than 10 years old.	

4.2: Environmental System: CO₂ Balance Sheet (2023 - 24):

Environment audit is the best tool to assess the CO₂ emission and neutralization and chalk out the plans to reduce it from the present values.

Table-4 provides the balance sheet indicating various energy carriers associated with the regular activities of the college and their CO₂ mapping.

Table-4: Environmental System: CO₂ Balance Sheet (2022 - 23)

S. No.	Energy Consumption & CO ₂ Emission			CO ₂ Neutralization		
	Description	Annual Usage	CO ₂ Emission (Tons/Annum)	Description	Annual Usage	CO ₂ Neutralized (Tons/Annum)
1.	Electrical Energy	42223 kWh	34.62	Matured Trees	306 Nos.	6.67
2.	Diesel	1896 Liters	5.01			
3.	LPG	13608 kg	40.82			
4.	Total Emission		80.45	Total Neutralized		6.67

Balance CO₂ to be Neutralized = 73.78 Tons/Annum & CO₂ accountability for SNNC campus = 534.43 Tons/Annum'

(Total strength of students, Teaching & technical staff = 414)

4.3: Observations:

- From the above table; it is evident that the college is now trying to neutralize their CO₂ emission through various initiatives like i) Installation of additional roof top solar PV system, ii) Planting more no. of trees and iii) implementing various energy conservation measures (FTL to LED conversion, conventional fan to BLDC fans, Energy efficient motor replacement, judicious use of all types of energy etc.,).


4.4: Calculation Table:

For Electricity = $\left[\text{kWh} \times \frac{0.82 \text{ kg of CO}_2 \text{ emission}}{\text{KWh}} \right]$
For Diesel = $\left[\text{Diesel Consumption (Litre)} \times \frac{2.64 \text{ kg of CO}_2 \text{ emission}}{\text{Litre of Fuel Consumption}} \right]$
For LPG = $\left[\text{LPG Consumption (kg)} \times \frac{3.0 \text{ kg of CO}_2 \text{ emission}}{\text{kg of LPG Consumption}} \right]$
A matured tree can able to absorb nearly CO ₂ at a rate of 48 lbs./year (nearly 21.8 kg); hence total CO to be neutralized is $\frac{(21.8 \times 250)}{1000}$ _____

4.5: References:

¹ <https://ecoscore.be/en/info/ecoscore/co2>

³ <http://www.tenmilliontrees.org/trees/#:~:text=A%20mature%20tree%20absorbs%20carbon,t he%20average%20car's%20annual%20mileage>


Principal
SREE NARAYANA NURSING COLLEGE
Chinthareddypalem,
NELLORE-524 002

ENERGY, ENVIRONMENT & GREEN AUDIT REPORT

PART-B: ENVIRONMENT & GREEN AUDIT REPORT

5. TRANSPORT & REFRIGERANT GASES IN AIR CONDITIONING SYSTEM

**Air Pollution does not need a Visa
to travel across the Border**



Principal

SREE NARAYANA NURSING COLLEGE
Chinthareddypalem,
NELLORE-524 002

5.1 : List of Transport Vehicles:

The college is committed to provide green environment not only in the campus; but also to the entire atmosphere. The list of transporting vehicles available in the college campus along with their type of engine are represented in Table-5.

Table-5: List of Transporting Vehicles available in the College

S. No.	Type of Vehicle	Type of Engine	Fuel Used	No. of Vehicles	Non-pollution certificate
1.	Bus - ASHOK LEYLAND	BS-IV	Diesel	1	Yes
Total No. of Vehicles				01	

5.2: List of Air Conditioning System along with its Refrigerant:

The list of AC available is shown in Table-6: indicating their quantity, tonnage, type of refrigerant, GWP and ODP.

Table-6: List of Multi-variant AC System, Type of Refrigerant, GWP and ODP Values

S. No.	Location	TR Capacity	Qty	Refrigerant Used	Global Warning Potential (GWP)	Ozone Depletion Potential (ODP)
1.	Principal office	2	1	R32	1,810	Medium
2.	Board room	1.5	1	R32	1,810	Medium
3.	Seminar Hall	1.5	1	R32	1,810	Medium

- **Note:** The most environment-friendly refrigerants that are available in Indian market currently are “R-290” and “R-600A”. They are Hydrocarbons and their chemical names are “Propane” for R-290 and “Iso-Butane” for R-600A.
- They are completely halogen free, have no ozone depletion potential and are lowest in terms of global warming potential. They also have high-energy efficiency but are highly flammable as they are hydrocarbons. (Kindly refer: <https://www.bijlibachao.com/air-conditioners/comparison-of-various-refrigerants-r-410a-r-22-r-290-r-134a-used-for-air-conditioners-and-refrigerators.html>).

ENERGY, ENVIRONMENT & GREEN AUDIT REPORT

PART-B: ENVIRONMENT & GREEN AUDIT REPORT

6. WATER UTILIZATION, CONSERVATION & WATER MANAGEMENT

Our Earth, Our Habitat, Our Home



Principal

SREE NARAYANA NURSING COLLEGE
Chinthareddypalem,
NELLORE-524 002

6.1 : Source of Water, Storage and Distribution:

Water is one of the main consumable in the college campus. **SREE NARAYANA NURSING COLLEGE** gets the water from different sources i) Fresh water from the bore well and ii) Rain Water Harvesting (RWH). Table-7 shows the source of water, location of storage.

Table-7: Source of Water, Location of Storage

Type of Water	Source	Location of Storage
Fresh water	Borewell	Stored in separate tanks located in each buildings. All the tanks are interconnected.
Rain Water	Rain Water collected through i) buildings run offs, ii) road run-offs and iii) collected in open well	Collected and stored in front of the each building Percolated to underground

6.2 : Reverse Osmosis (RO) and Treated Water for Drinking Application:

The college management is keen on providing uninterrupted, safe and healthy drinking water to all; throughout the year. The college is equipped with one RO plant in each department with capacity of 10 LPH

The RO plant filter & membrane, the overhead tanks storing the drinking water are cleaned at regular intervals.

6.3 : Rain Water Harvesting (RWH) - from Building Roof Area & Run-off Area:

- The audit team appreciates the effects taken by the management of **Sree Narayana Nursing College** for harvesting the rainwater almost in all buildings.
- The roof area is so arranged to collect the rainwater, then passed through proper piping system, and then bring back to the RWH pits which is located close to each pits.



Principal

SREE NARAYANA NURSING COLLEGE
Chinthareddypalem,
NELLORE-524 002



Fig.1: Rain Water Harvesting (RWH) system implemented in the College

6.4: General Recommendations for Rain Water Harvesting:

- Numbering must be done each RWH pits. All the RWH pits must be properly numbered (based on location like 1/7, 2/7 and so on).
- Similar to numbering, all the RWH has been fitted with their specifications indicating their i) year of installation, ii) approximate average rainfall and duration in the RWH location and iii) type and layers of filters along with their dimension
- Conduct a GIS based study on the improvement of ground water table especially before the rainy session and after rainy session. Compare the data and ensure that the water table improves due to percolation of rainwater.

ENERGY, ENVIRONMENT & GREEN AUDIT REPORT

PART-B: ENVIRONMENT & GREEN AUDIT REPORT

7. USAGE OF CHEMICALS, SALTS & ACIDS (STORAGE, HANDLING, AND BEST OPERATING PRACTICES)

Say no to pollution & Yes to Recycle



7.1 : Policy of Chemicals/Salts/Acids used in the Laboratory:

The science department uses chemicals for experimental applications and are having strict safety rules of thumb for handling and storage as follows.

- Well-trained faculty and lab assistants are only allowed to handle the chemicals safely and have knowledge about the hazardous nature of each and every chemicals.
- Strictly following the manufacturer's instruction on the container in order to prevent accidents.
- Volatile or highly odorous chemicals, fuming acids are stored in a ventilated area.
- Chemicals are stored in eye level and never on the top shelf of storage unit.
- All stored chemicals; especially flammable liquids are kept away from heat and direct sunlight. In addition, reactive chemicals are not stored closely.
- Hazardous and corrosive chemicals are kept on sand platform to avoid corrosion.
- First aid box and fire extinguishers are readily available in the laboratory.

7.2 : Storage of Chemicals/Salts/Acids:

Less concentrated chemicals, salts and acids are stored in proper racks, cupboards and high concentrated acids are stored in separate area filled with sand.



Practice	Storage and Handling of Chemicals
Best Practices Adopted	
<ul style="list-style-type: none"> • Most of the chemical, salts and acids used in the science department are inorganic in nature and no harmful effects were created during the experiment process. • Only trained teaching and non-teaching staffs are handling the chemicals and are well trained to handle any abnormal situations. • Laboratories using chemical are well ventilated with proper emergency exits. Adequate and correct sequence of fire extinguishers are placed near to all the laboratories. • As a best practice, some of the chemicals required for the most of the experiment are being prepared by the respective department itself, which reduces the chemical inventory. • The chemical/acid outcome of some of the experiments is being used as input for another experiments which also reduces the annual requirement of the chemicals/acids. 	
Best Practices to be Adopted	
<ul style="list-style-type: none"> • After completion of each experiment, the wastes are washed in the water sink and are rooted to sewage treatment plant which is designed to handle only sewage; not the effluent. • It is recommended to create a separate policy for Chemical handling and usage indicating various measures involved starting from procurement of chemical to disposal (Cradle to Grave approach). Ascertain that the chemicals/salts/acids used in the college campus for their academic/research application does not pollute the mother earth. • The policy must be approved by any regularly convened apex committee (may be Governing Council) and must be disseminated to all stakeholders. Also, paste the content of the policy in vulnerable points inside the college campus. • Though the quantity of the chemical wastes generated in an annum is small, it is appropriate to divert and treat this effluent to some other means. • One of the best way to treat this is; <ol style="list-style-type: none"> 1. Design a dedicated system and collect the chemical wastes in a separate tank with suitable backup facility. Once the tank fills; then transfer the effluent to nearby authorized Effluent Treatment Plant (ETP). An agreement may be made between the college and the ETP authorities over a certain period of time. 	

7.3 : Cleaning Agents (Soap & Powders) used for Vessel & Floor Cleaning:

In order to maintain hygiene in the College campus; the administration regularly clean the floors and restrooms. In addition to this, the hostel management has to clean i) the vessels, kitchen floor, dining hall, storeroom and gas station. Table-9 shows the cleaning agents used to clean the above area.


 Principal
 25 SREE NARAYANA NURSING COLLEGE
 Chinthareddypalem,
 NELLORE-524 002

Table-8: Cleaning Agents used for Floor and Vessel Cleaning

S. No.	Cleaning Agent	Application
1.	Cleaning Powder & Vessel Cleaning Soap	Vessel Cleaning
2.	Soap Oil & Bleaching Powder	Floor Cleaning

7.4 : Recommendations: Eco Friendly - Green Cleaning Agents:

- On an average, the cleaning agents used today have about 62 harmful chemicals like Paraben, Phosphates or Chlorides. A lot of them come from multi-purpose cleaners.
- It is recommended to use natural ingredients like orange peel extract & vinegar. It leaves a mild and pleasant fragrance after use. The formula is free from all harmful chemicals & toxins. It is pH-neutral, gentle on the skin as well as the surface on which it is used.
- Also these products are **IGBC GreenPro** certified. GreenPro is a mark of guarantee that the product is environment friendly throughout its life cycle.
- Fig. 5 shows the sample eco-friendly Green Pro certified cleaning agents.



Fig.5: Green Pro Certified Eco-Friendly Cleaning Agents (ZERODER)


Principal
SREE NARAYANA NURSING COLLEGE
 Chinthareddypalem,
 NELLORE-524 002

**A SYNOPSIS OF
ENERGY, ENVIRONMENT
& GREEN AUDIT REPORT**

**PART-B: ENVIRONMENT &
GREEN AUDIT REPORT**

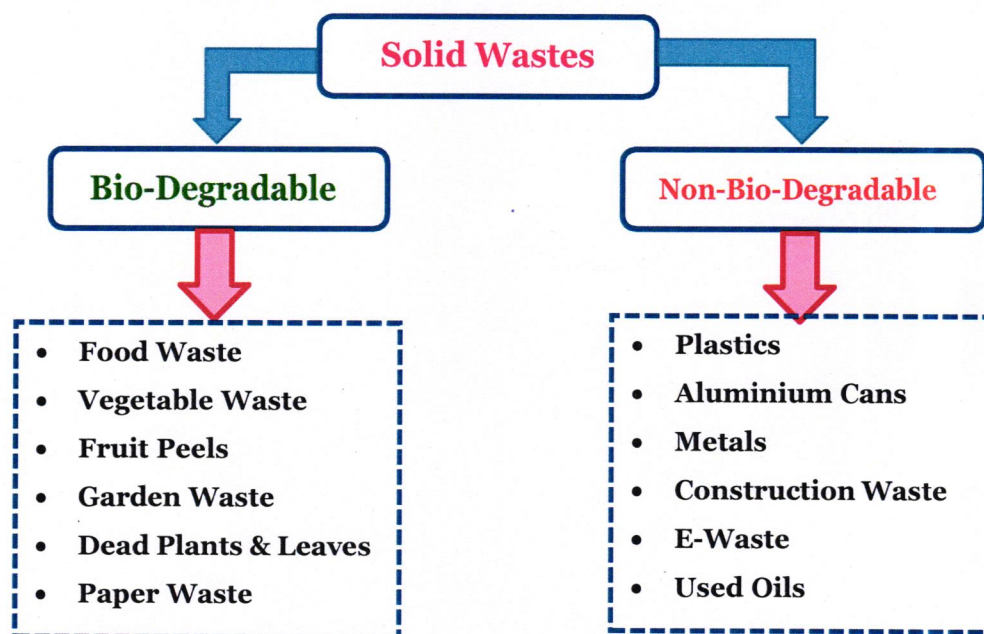
**8. WASTE HANDLING &
MANAGEMENT**

**Save the environment in present for
better life in future**



8.1 : Solid Waste Management System:

Different types of wastes generated inside the college premises are represented in the below block diagram.



8.2 : Process of Waste Management:

The college management practiced some methods to treat the waste generated and Table-9 shows the process of treating the solid waste generated inside the college campus.

Table-9: Process of Waste Management

S. No.	Waste Type	Waste Treatment
Bio-Degradable Waste Management		
1.	Food and Vegetable Waste	Collected and fed to nearby farming
2.	Garden Wastes and Plant Leaves	Daily collected and dumped in a yard
3.	Paper Waste	Collected and stored in a separate place.
		Sale to third party for recycling
Non-Bio-Degradable Waste Management		
4.	Plastics	Banned in the college campus (Welcome step). However, the chemical/salt storage plastic containers being disposed to third party.
5.	Construction Waste	Mostly used by their own construction and used for internal land filling
6.	Metals	Construction metals or from any other sources are stored in a separate place.
		Sale to third party for recycling

7.	Transport Oil + Tyres	Stored in a separate place and sale to third party.
8.	Transport Vehicle and Computer Batteries	Procuring new batteries with buyback offer (old battery replacement)
9.	Used edible oil	Almost zero waste. Mostly used for internal cooking and frying.
10.	E-Waste Management	Separately given below. Sale to third party for recycling

8.3 : List of Approved E Waste:

E-Waste – Electrical	E-Waste – IT & Communication
<ul style="list-style-type: none"> • Motors and Starters • Fans, Lamps and Luminaries • Electrical Drives • Heater Coils • Broken/Fired Cables • Air Conditioning System • Power Distribution Panels • Electronic Music Instruments • Electronic GYM Equipment's • Electronic Attendance System • Analog & Digital Measuring Instruments 	<ul style="list-style-type: none"> • Copier/Printers & Fax Machines • Power Stripes & Power Supplies • UPS/Servo Stabilizers/Inverters • Batteries • Wi-Fi-Modems, Routers, Toggle • Network Cables, Switches, Hubs • Phone, Intercom & PBX • Audio & Video Equipment's/Remote Controls, Projectors • Printed Circuits Boards • Barcode/QR scanners

8.4 : General Note:

- Prepare a flow chart for collection of E-waste from Generation to Disposal and paste it on appropriate places
- An electronic weighing scale (with suitable capacity) must be installed in the storage yard and should be properly calibrated.
- One emergency lamp (with UPS supply) must be installed along with suitable fire extinguisher. Ensure proper ventilation in the yard.
- Form rule for declaring the waste as E-Waste & Assign the signing authorities
- Identify a third-party vendor to procure the E-waste from the college.
- Establish MoU with that party. Disseminate the following information at appropriate places
i) E-Waste Policy, ii) Process Methodology, iii) Copy of MoU with third party vendor,
iv) Contact person's mobile no. and E-mail.
- Identify certain vehicle to carry the waste from generation to storage yard.
- Provide training to the manpower who are handling the waste.
- Maintain separate Delivery Challan, Billing, Weighing mechanism for handling the E-Waste.
- Update the status of E-waste (through digital circular) to all the concerned management representatives, faculty members and staff at regular interval (month wise is good).

ENERGY, ENVIRONMENT & GREEN AUDIT REPORT

PART-B: ENVIRONMENT & GREEN AUDIT REPORT

9. ASSESSMENT ON MATURED TREES & GREEN ENERGY GENERATION

Trees are life, don't cut them



Principal

SREE NARAYANA NURSING COLLEGE
Chinthareddypalem,
NELLORE-524 002

9.1: Campus Greenery:


The college is completely covered with matured trees grown for more than 10 years. The total number of matured trees available in the college campus is **306 with more than 20 varieties of trees**. Apart from the mature trees; preserving the ecology; the entire college campus is planted with various flowering shrubs.

Table-10: List of Matured Trees available in the College

S. No.	Location	Name of the Tree	Botanical Name	Quantity
1.	College Campus	Mango	Mangifera indica	4
2.		teak	Tectona grandis	15
3.		Coconut	Cocos nucifera	5
4.		oak	Quercus leucotrichophora	4
5.		Hibisus	Hibiscus rosa-sinensis	35
6.		Neem	Azadirachta indica.	20
7.		pinwheel flower	Tabernaemontana divaricata	20
8.		Chicken Tree	Triadica sebifera	25
9.		Krishnachura or Flame Tree or Gulmohar.	Delonix Regia	20
10.		Cupressaceae tree		10
11.		Royal poinciana	Delonix Regia	20
12.		R K FRAMS	Alstonia scholaris	15
13.		FICUS	Ficus benjamina,	14
14.		Royal Frams	Roystonea regia	8
15.		Minieggriya	Mesua ferrea,	13
16.		Sycas	Cycas revoluta	9
17.		Mango plenty	Mangifera indica,	11
18.		Panasa	Artocarpus heterophyllus	12
19.		Billaw	Salix	17
20.		Usiri	Phyllanthus emblica	7
21		Bananplants	Musa xparadisiaca	14
22		Trumpet Tree	Tabebuia	2
23		Frangipani	Plumeria	2
24		Bamboo Tree	Bambusa vulgaris	6



Total No. of Matured Trees available in the college campus is 306 which contributes for reduction of **6.6 Tons of CO₂ emission/Annum**


Principal
31 SREE NARAYANA NURSING COLLEGE
Chinthareddypalem,
NELLORE-524 002

ENERGY, ENVIRONMENT & GREEN AUDIT REPORT

10. AUDIT SUMMARY & CONCLUSION

Save Energy: Save Future Generation....



Principal

SUMMARY OF THE AUDIT PROCESS:

In order to make the **SREE NARAYANA NURSING COLLEGE** campus 100 % energy efficient; Environmental sustainability and lush Greenery; the audit team recommends to implement the following measures:

I. Energy Conservation & Management - Electrical Energy:

1. Highly recommended to revamp the powerhouse with proper Energy Monitoring System (EMS) and fitted with adequate Automatic Power Factor Controller (APFC) & Fixed Capacitors in order to maintain the supply power factor near to unity.
2. Conduct Infrared Thermography audit at regular interval on all electrical panels, joints, cables, switchgears, boilers skin, steam pipes, and other external parts producing heat. Practice the audit in the maintenance schedule.
3. Also, conduct voltage drop test for the longest electrical path and determine the voltage regulation at each points. This regulation must be within the limit of 5 %.
4. Maintenance logbook must have the installation details like date of installation, fault history, repair/replacement of system, Mean Time between Failure (MTBF), repetitive faults etc.
5. All SSB must be fitted with digital energy meters and are the readings must be taken daily or connect those meters with EMS and monitor the energy pattern of each building.
6. Replace the existing analog meter located in each distribution panels from powerhouse side with smart kWh meter and connect them through networking. This must enable the user to monitor the energy pattern of each block remotely.
7. Energy consumption for seminar hall, auditorium and library must be separately noted
8. Block wise maintenance checklist of electrical and thermal system
9. In a phased manner, ceiling fans must be changed from conventional fans into BLDC fans. Also, change FTL into LED with adequate illumination levels
10. Implement automatic street light controller to turn on and off based on different time in a day. Use astrological timer for better results and energy savings.
11. Diesel flow meter must be fitted with each DG and calculate the UPL accurately.
12. Regularly conduct i) Illumination study, ii) Thermal comfort study, iii) Flue gas study on DG, iv) Water quality assessment (for all type of water utilized) and v) Indoor and ambient air quality study.



Principal
33 SREE NARAYANA NURSING COLLEGE
Chinthareddypalem,
NELLORE-524 002

13. Essentials in PH

- Place the Single Line Diagram (SLD) - Available
- Details of connected load in the campus.
- Name of the PH officials along with their contact mobile number & E-mail.
- Name of the nearest substation, emergency contact no. of TANGEDCO officials and fire officials.

14. Best Practices of Earth Pit Maintenance:

- Earth pits must be visible for easy access, regular maintenance and yearly measurement.
 - Numbering of individual earth pits and maintain along with a diagram is always preferred.
 - It is always good practice to represent the earth resistance value (last check value) either on the earth pit or inside the earth pit for ready reference.
15. **Retrofit of AIRCON Energy Saver**, AC House Keeping and Optimization of Air Conditioning Operation. Install AIRCON energy saver gadget which works on dynamic un-saturation principle with the sensor algorithms so that the air conditioners run hours are cut by 20 to 25 %.
16. **BLDC AC System:** Similar to Fan, now BLDC based AC is available in the market which consumes less amount of energy (Power) during its starting and running condition. This AC operates at same tonnage capacity and offer 100 % same cooling effect compared to conventional inverter AC.
17. **Replacement of Existing Water Pumps into BEE Star Labelled EE Pumps:** BEE star labelled pump system has i) High efficiency motor, ii) Lightweight materials and iii) Optimized suction-delivery system, ensures greater energy saving.
18. **Implementation of Servo-Stabilizer (SS) for Lighting Load Application:** Lighting loads are most sensitive to voltage variations and supplying a constant voltage provides two major advantages namely i) Reduction of breakdown of lamps and luminaries and ii) considerable amount of energy saving.
19. **Formation of Green Energy Team (GET):** In order to train the students to conserve the energy, each sections of the loads may be allotted with some group of students with a faculty mentor. These groups may fix up with a target for energy conservation and start working to achieve it. An incentive mechanism to the group of students conserving less energy will be moral example for other student.



Principal

SREE NARAYANA NURSING COLLEGE
Chinthareddypalem,
NELLORE-524 002

II. Water Conservation & Management:

1. Amount of water utilized by each building by connecting digital water flow meter and optimize the water usage.
2. Prepare and maintain a Single Line Diagram (SLD) for water distribution network.
3. Try to reduce water tapped from the ground water source, since it is not environmental friendly.
4. Paste water and energy savings slogans at appropriate places.
5. Generate your own power and water for regular activities and move towards Net Zero Energy and Net Zero Water Building.
6. Retrofit aerator based water taps for good water savings. For hand washing applications, all the pipes must be fitted with aerators.
7. In future, install Bio-Sewage Treatment Plant as it reduces the amount of energy required to operate the plant and environmental friendly operation.
8. Capture almost 100 % rain water harvesting through i) Recharging pits and ii) Open well type storage pits.
9. Properly follow scientific method of handling chemicals/Acids/Salts and safe disposal through 3rd party.
10. Water treatment log must be maintained indicating the water inlet, treated and outlet water quantity.
11. Install sensor based water controller in each Over Head Tanks and reduce the water waste and power required to operate the pump.
12. Energy required to process the water treatment must be calculated.
13. Overall cost of treated water by accounting i) consumables, ii) manpower iii) energy and iv) other conventional expenses
14. Use the treated water to the maximum in whatever possible areas and try to minimize the fresh water intake (from any source).
15. Set a policy and fix a target for usage of treated water; ensure that the plan is being executed without any deviation. Increase the % of usage of treated water year by year.
16. With advent of smart technologies, it is possible to have centralized monitoring in real-time using Internet of Things (IoT), Geographic Information System (GIS) software, etc. as per **Jal Jeevan Mission**, Department of Drinking Water & Sanitation, Ministry of Jal Shakti.
17. In hostel building, try to introduce “**Emergency Water Line**” during day time (usually from 9.00 AM to 4.00 PM). The gate valve of the common line is closed during that time and hence water wastage is being avoided in the knowingly or unknowingly opened taps.

18. Introduce **Power Wash** floor cleaning mechanism which removes the stains easily with reduced water usage.
19. **Awareness camps** must be conducted to all the stakeholders at regular interval. Through this initiative Painting, Photography, Slogan and Poster making contests are conducted to create consciousness among the students and faculties.

III. Waste Management:

1. **Yellow dustbins** must be placed to collect the bio-medical wastes.
2. After the COVID mask, sanitizer bottles, gloves and other medical items must be trashed only through the yellow bins.
3. This must be informed to all the students and stakeholders. Suitable steps has to be taken to disseminate this information.
4. All the solid wastes are properly stored in a separate place and record is maintained by mentioned its quantity.
5. Install biogas plant, revamp the bi-manure facility and utilize the same.
6. The food waste must be weighted and marked in a record before kept into the digester unit. This must be checked with the amount of gas generated using suitable calculation and check with the designed output.
7. Any waste items given to trust office or to the third party must have a record on the respective department.
8. **Reduction of Paper:** Workout a policy to move towards paperless office. Present system of paper usage may be reviewed and wherever possible; digitalize the activities and reduce the paper
9. Use bar code scanning to identify the location, row and seat no. of a candidate during examination and avoid paper information pasted in the notice board.
10. Publish the internal marks, model examination marks through student ERP.
11. Also, make attendance report, feedback, payments, salary slip may be converted to digital platform and if necessary take prints (only office copy).
12. Adopt some College Management System (CMS) and try to automate.
13. Automation leads to save energy, save manpower, save paper which leads to better transparency, efficient man power utilization and thus saves cost.

IV. Impart Training to Faculty and Technical Staffs:

1. **Energy Conservation and Management**
2. **Environmental impact and assessment**
3. **Fire and Safety (Operation and Handling)**
4. **Electrical maintenance, AC, Battery Maintenance & Safety**
5. **Emergency Preparedness**
6. **E-Waste, Chemicals Handling & Solid waste management**

7. **Training for Transport employees** (Improvement in fuel economy, reduce accidents, vehicle cleanness, 100 % attendance, student friendly approach and overall maintenance of the vehicle)
8. **Training for Faculty and Students on Vehicle Operation** (Preferably by PCRA or any other authorized service providers)
9. **General medical camps for employees**
10. **Training on Stress management and Yoga**

V. Way Forward towards Energy & Environmental Sustainability:

- Prepare an exclusive **Energy and Environment Policy** based on the energy and environment practices followed in the campus. This must reflect the i) Present energy consumption & generation, ii) Projection of energy need iii) Commitment by the college to conserve energy (in terms of percentage) iv) Road map to achieve the commitment v) Facilities required to achieve the same vi) Roles and responsibilities of all stake holders vii) Interim and final review mechanism viii) Corrective measures if the results deviates from the committed value and ix) Benchmarking, Case study preparation, Knowledge sharing and rewards.
- Implement ENCONs and best operating practices proposed in the audit report and measure the results.
- Adopt effective waste management policy and reduce the food print of waste generation (Net zero waste campus).
- Practice appropriate ISO standards for system management. The audit team highly recommend to follow i) ISO-9001 (Quality Management System), ISO-14001 (Environmental Management System) and ISO-50001 (Energy Management System).
- Working towards Net Zero Energy and Net Zero Water Campus and achieve **Platinum rated Global Leadership campus (as per IGBC rating)** and/or **5-star rated campus** (as per GRIHA rating) and/or **GEM-5 rated campus** (as per ASSOCHAM GEM rating).

COMPLETION OF THE REPORT

This synopsis report is prepared as a part of the Energy, Environment and Green Audit process conducted at **SREE NARAYANA NURSING COLLEGE**, Stonehouse (PO), Chinthareddy palem, SPSR Nellore, Andhrapradesh, INDIA - 524 003, by **P S QUALITY CERTIFICATION PVT LTD**, New # 20, Old # 12, I Floor, Old Bank of Baroda Street, Ambattur, Tamil Nadu 600 053.

37


Principal

SREE NARAYANA NURSING COLLEGE
Chinthareddypalem,
NELLORE-524 002

ENERGY, ENVIRONMENT & GREEN AUDIT REPORT

ANNEXURE:
AUTHORISED CERTIFICATES OF THE AUDITOR



Principal
SREE NARAYANA NURSING COLLEGE
38 Chinthareddypalem,
NELLORE-524 002

Regn No. EA-21875

Certificate No. 8963



National Productivity Council
(National Certifying Agency)
PROVISIONAL CERTIFICATE

This is to certify that Mr./Mrs./Ms. Arivarasan G
son/daughter of Mr. Gopalakrishnan R
has passed the National certification Examination for Energy Auditors held in September - 2016, conducted on behalf
of the Bureau of Energy Efficiency, Ministry of Power, Government of India.

He/She is qualified as Certified Energy Manager as well as Certified Energy Auditor.

He/She shall be entitled to practice as Energy Auditor under the Energy Conservation Act 2001, subject to the
fulfillment of qualifications for the Accredited Energy Auditor and issue of certificate of Accreditation by the Bureau of
Energy Efficiency under the said Act.

This certificate is valid till the issuance of an official certificate by the Bureau of Energy Efficiency.

Place : Chennai, India

Date : 10th March, 2017

Controller of Examination


Principal
SREE NARAYANA NURSING COLLEGE
Chinthareddypalem,
NELLORE-524 002



NATIONAL POWER TRAINING INSTITUTE

An ISO 9001 : 2000 & 14001 Certified Institution
(Ministry of Power, Govt. of India)
Sector- 33, Faridabad - 121 003, India



No. SP/ 06


**Post Graduate Diploma in
Thermal Power Plant Engineering**


Issued under Rule 3(2-A) of Indian Electricity Rule, 1956 amended in 1981

*This is to certify that Mr./Ms. ARIVARASAN, G
Son/Daughter of Shri R. GOPALAKRISHNAN has successfully
Completed one year Post Graduate Diploma in Thermal Power Plant
Engineering from the National Power Training Institute, Southern
Region, Neyveli in the Year 2010 - 2011.*

Date : 23 - 09 - 2011


Director


Principal Director


Director General

This Diploma authorizes the holder to operate or undertake maintenance of any part or whole of a
generating station of capacity of 100 MW and together with the associated sub-station

18:07



Principal
SREE NARAYANA NURSING COLLEGE
Chinthareddypalem,
NELLORE-524 002